
















# The Environment: Forest Friends

<p><b>Aim:</b> To ask simple questions and recognise that they can be answered in different ways by researching the rainforest.</p> <p>I can ask and answer questions about the rainforest.</p> <p>To identify and classify by sorting rainforest animals into animal classification groups.</p> <p>I can identify and classify rainforest animals.</p>	<p><b>Success Criteria:</b> I can think of questions about the rainforest.</p> <p>I can use different sources to find out answers to my questions.</p> <p>I can sort rainforest animals into groups.</p> <p>I can label the animal groups.</p>	<p><b>Resources:</b> <b>Lesson Pack</b></p> <p>Topic books on the rainforest</p> <p>A selection of rainforest foods, e.g. pineapple, banana, mango, avocado, coconut, sweet potato and rice.</p>
	<p><b>Key/New Words:</b> Rainforest, tropical, jungle, equator, mammal, reptile, amphibian, bird.</p>	<p><b>Preparation:</b> <b>Rainforest Fact Sheets</b> - as required <b>Differentiated Rainforest Research Activity Sheet</b> - 1 per child <b>Rainforest Animals Sorting Activity Sheet</b> - 1 per child</p>

**Prior Learning:** It will be helpful if children have previously learnt about rainforest habitats.

## Learning Sequence

	<p><b>What Do You Know about the Rainforest?</b> What do you know about the rainforest? What would you like to find out? Ask children to discuss these questions with a partner. Invite volunteers to feed back to the class. Record a list of simple questions about the rainforest to return to later.</p>	
	<p><b>Rainforest Facts:</b> Read the information on the <b>Lesson Presentation</b> to introduce key facts about tropical rainforests. After listening to the information, invite children to add to the bank of questions that they would like to ask about the rainforest.</p>	
	<p><b>Rainforest Research:</b> Working in pairs, children choose two or three questions to research from the question bank recorded at the beginning of the lesson, or generate new questions if they wish. Children write their questions on the <b>Rainforest Research Activity Sheet</b>, then research the answer from topic books, the internet, and from the <b>Rainforest Fact Sheets</b>. After completing this, children swap partners with another pair, and explain to their new partner what they have learnt.</p> <div style="display: flex; justify-content: space-around; margin-top: 10px;"> <div style="text-align: center;">  <p>Children work in a small group to choose and answer two questions on the <b>Rainforest Research Activity Sheet</b>, with an adult to scribe if necessary.</p> </div> <div style="text-align: center;">  <p>Children choose and answer two questions on the <b>Rainforest Research Activity Sheet</b>.</p> </div> <div style="text-align: center;">  <p>Children choose and answer three questions on the <b>Rainforest Research Activity Sheet</b>.</p> </div> </div>	
	<p><b>Animals of the Rainforest:</b> As a class, discuss the animals of the rainforest features on the <b>Lesson Presentation</b>, drawing out similarities and differences between animals of the same classification.</p>	
	<p><b>Sorting Rainforest Animals:</b> Children complete the <b>Rainforest Animals Sorting Activity Sheet</b>, cutting out pictures of rainforest animals and sorting them into animal classifications. Alternatively, children can complete this exercise as a group task using the <b>Rainforest Animals Sorting Activity Cards</b>.</p>	
	<p><b>Forest Food:</b> Allow children to taste a selection of food that originated in the rainforest.</p>	

## Taskit

**Donateit:** Why not organise a school fundraiser to buy an acre of rainforest? Find out more \_\_\_\_\_

**Writeit:** Become rainforest explorers with this \_\_\_\_\_.

**Paintit:** Explore the works of Henry Rousseau as a starting point for some amazing rainforest art. Images and prompt questions can be found in this beautiful \_\_\_\_\_